

# Things to Know - Accessing the



*Math MAPT Score* 's

[TIP #1](#)

[Tip#2](#)

[Tip #3](#)

[Tip #4](#)

Accessing the OWL reports in Cognos is the same as accessing any Ad Hoc Report in Cognos. The reports are pre-built for you but you can change some of the parameters i.e. Fiscal Year, Site, Class, Student's Name, and Test's given. You'll notice that each parameter that you set takes Cognos a little time to give you the results. This is normal, the length of time, and if you think about it, Cognos is whittling down big chunks of information at each parameter chosen.

1. **TIP:** Keep in mind that student's need to have 1 hr of attendance to be included in the OWL reports.

2. A **TIP**, discovered by those piloting the reports found that will save you some time, is you can switch between students on the Student reports by clicking on the HTML icon.



View in HTML Format

**Adult & Community Learning S**  
**MAPT: Student Score Report By Co**

**Gives you the score report results  
for a particular student**

[Quick Guide](#)

Fiscal Year: 2010  
Site: QCC/College at CitySquare  
Class: 203  
Student: 2DL863VGMR7L-HGA4NSIRQCI78  
Test Number: First Test

Finish

Sort By: Difficulty Level

0  
/College at CitySquare  
863VGMR7L-HGA4NSIRQCI78

By clicking on the HTML icon

Adult & Community Education  
**MAPT: Student Score Report By Content Strand**

[Quick Guide](#)

Fiscal Year: 2010  
 Site: QCC/College at CitySquare  
 Class: 202  
 Student: 2DL863VGM7L-HGA4NSIRQC178  
 Test Number: First Test

Sort By: Difficulty Level

Adult & Community Education  
**MAPT: Student Score Report**

You're stepped back so you can choose a different student.

Click on Finish and a new Student's score report will generate.

[Quick Guide](#)

Fiscal Year: 2010  
 Site: QCC/College at CitySquare  
 Class: 202  
 Student: 2DL863VGM7L-HGA4NSIRQC178  
 Test Number: 1FDEZ2NDYZAB-FJXWTHI5HQ0  
 1IL6GXWKN605-GW7PILDGUGKN8  
 1U0B7BCQ9A72-Z75RCLNIF3HRA  
 2DL863VGM7L-HGA4NSIRQC178  
 2FLNDAXIRSJZ-15XFURE1MCAGS  
 2HRTZNI4Q0J5-PY7TXFOIT62B  
 30NU516AEJIE-7KTR8FHGPNXHN  
 3JLM2DGR0D7V-FEWWXHXVA1WUZ  
 41T90NBCBS8M-H8747WZQ9EFZN  
 48FC0WRSM2V7-SSRMID6EOGX40  
 4FSMV6RJBC8W-QV0H7BBEH5F1  
 4RE7A60A95W2-K6U1Q5C1NUAJP  
 5323D6852957-L9HW0U1VWOF60  
 5LB66918H1ZG-91NVIS38NZLXX  
 5M6WML7B7RL-PLYIU327MVFO  
 5WJG31RL6SKK-AHFD2U15UB654  
 6HC3M359N16E-6RSNSZI15NC3G  
 6N6X0WZDWR91-1RUDCSAK9GYOI  
 6TKOX86IAIOU-61WRAE7Y670BR  
 71YEBH8PK9J4-LGKZ0LCD4HYWT

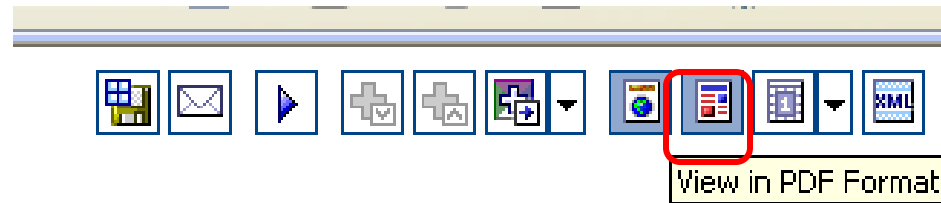
Sort By: 3JLM2DGR0D7V-FEWWXHXVA1WUZ

Fiscal Year: 2010  
 Site: QCC/College at CitySquare  
 Student: 2DL863VGM7L-HGA4NSIRQC178  
 Class ( Class Level ): 202 ( 200 - Level )

MAPT Scale	200 <-----
Your Score Range	

Fiscal Year: 2010  
 Site: QCC/College at CitySquare  
 Class: 202  
 Student: EIN5MNYR3J13-85G8B7S2PAMVN

3. Another **TIP** we want you to be aware of is that these score reports should be exported to **PDF formatted** view. This way the report prints to 1 page and you don't lose the formatting of the report as you would if you exported the report to Excel.



A screenshot of a PDF document titled 'Adult & Community Learning Services' and 'MAPT: Student Score Report By Content Strand'. The report includes student information, a score range, and a list of questions answered correctly and incorrectly.

**Adult & Community Learning Services**  
**MAPT: Student Score Report By Content Strand**

[Quick Guide](#)


Fiscal Year: 2010      Test Date: 1/27/10  
 Site: QCC/College at CitySquare      Test No: First Test  
 Student: EIN5MNYR3J13-8SG8B7S2PAMVN      Student Score ( Score Range ): 477 ( 450 - 504 )  
 Class ( Class Level ): 202 ( 200 - Level )      Starting Level : 03

MAPT Scale	200	450 - 504	700
Your Score Range	450 - 504		

25 Questions Answered Correctly      15 Questions Answered Incorrectly

Benchmark	Item Dif.	Benchmark	Item Dif.		
<b>Geometry and Measurement</b>					
2G-4.2	Read digital & analog clocks	467	3G-4.11	ID perimeter as linear & area as sq. units	561
4G-4.2	Compare Fahrenheit to Celsius	465	3G-4.9	Use & interpret 24 hour clock	560
2G-4.3	Measurement w/standard, non-standard units	425	2G-4.8	Find perimeter of rectangles	538
2G-4.1	Total cost and change from whole dollars	331	5G-1.1	Apply ratio/proportion in familiar situations	533
<b>Number Sense</b>					
4N-2.1	Choose operations for multi-step word prob	476	3G-4.10	Calculate change in times	517
2N-3.2	Estimate in 10s or 100s, total <= 1000	473	2G-3.1	Use compass rose	509
3N-2.3	Relate adding & subtracting, to 1,000,000	466	<b>Number Sense</b>		
2N-2.5	Apply meanings of division	376	4N-3.8	Estimate answers to calculations	459
			3N-3.11	Mult, divide by 2, 3-digit #s, check answer	435
			3N-3.3	Multiply, divide whole #s by 10, 100	360
			2N-3.7	Estimate by rounding 1st	356

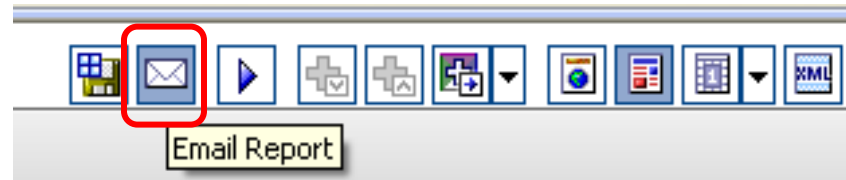
Once you've got the report in PDF format, you'll want to save it locally in a folder on your own PC.



**Click this Diskette icon to save the report**

## And/OR

Send it as an attachment in an email to the teacher



“Specify the recipients and contents of the email. To add recipients ... type the email addresses of your teachers separated by semi-colons. ...”

**To:**

**Cc:**

[Select the recipients...](#) [Show Bcc](#)

**Subject:**  
Report: 3 MAPT: Student Score Report By Content Strand

**Body:** [Change to plain text >>](#) **B** **I** **U**

Include a link to the report  
 Attach the report

This is where you will need to know the email address of your teachers, you can't select recipients. You can send the same report to multiple recipients by separating each email address by a Semi-colon ;

Change the Subject to explain the reason for the email and add a little note in the body of this email message for your teacher[s].

To:  
Cc:  
[Select the recipients...](#) [Show Bcc](#)

**Subject:**  
Report: 3 MAPT: Student Score Report By Content Strand

**Body:** [Change to plain text >>](#) **B** **I** **U** [List icons] [Table icon] [ab icon]

Include a link to the report  
 Attach the report

OK Cancel

The reason you don't want the default "include a link to the report" is because the teacher would need to log onto Cognos to get their students score report.

Include a link to the report  
 Attach the report

OK Cancel

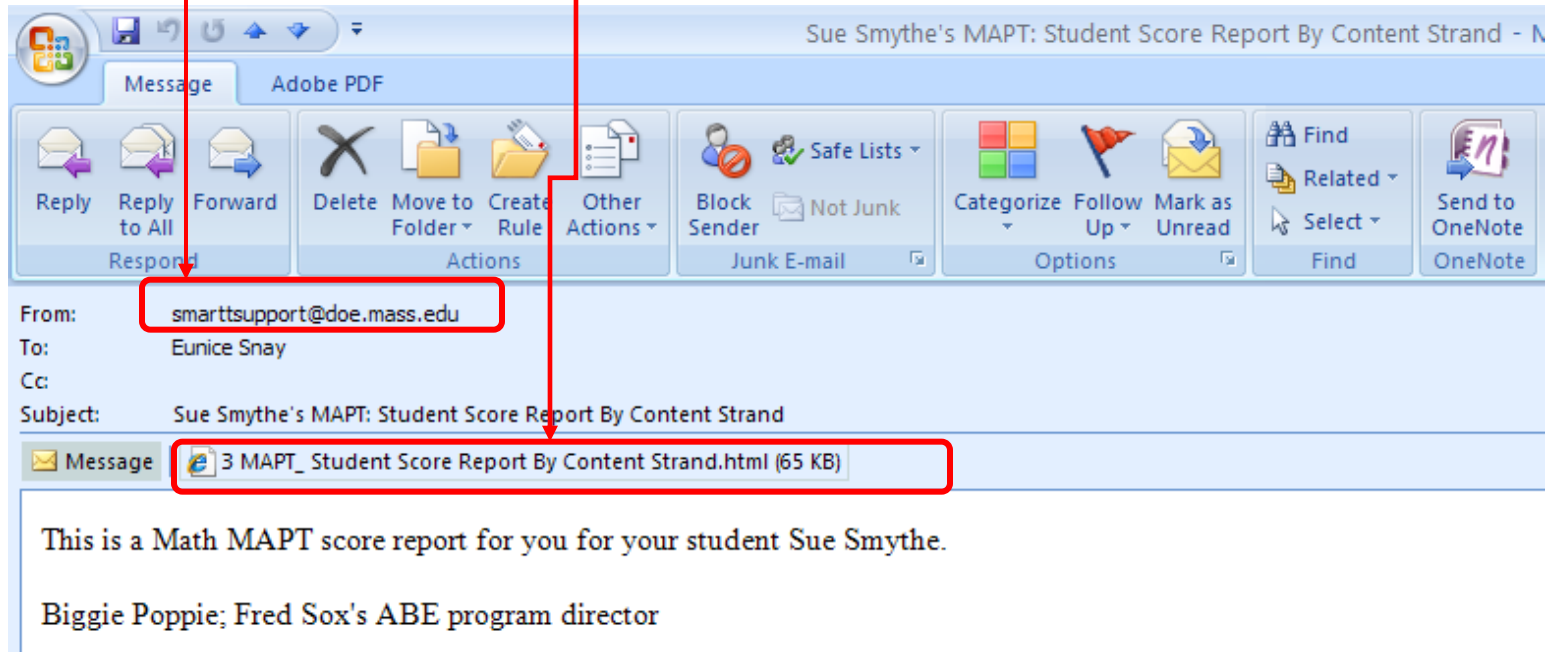
**Uncheck "include a link to the report" and Check "attach the report"**

Include a link to the report  
 Attach the report

OK Cancel

**Make the changes so it looks like this**

This is a sample of the email with an attached report you'll receive. Notice that it does not come from your Director it comes from SMARTT support. If you reply it will go back where it came from – SMARTT Support.



When you open the attachment it will be the same report that you saw in Cognos when you created the report.

**Adult & Community Learning Services**  
**MAPT: Student Score Report By Content Strand**

[Quick Guide](#)

Fiscal Year: Site: Class: Student: Test Number:
Sort By:

Fiscal Year:	2010	Test Date:	9/23/09
Site:	QCC/College at CitySquare	Test No:	First Test
Student:	5WJG31RL65KK-AHFD2U15UB6S4	Student Score ( Score Range ):	410 ( 385 - 435 )
Class ( Class Level ):	202 ( 200 - Level )	Starting Level :	03

MAPT Scale	200	700
Your Score Range	385 - 435	

25 Questions Answered Correctly

Benchmark	Item Dif.	
<b>Geometry and Measurement</b>		
3G-4.9	Use & interpret 24 hour clock	426
3G-4.1	+ - x ÷ sums of dollars and cents	348

15 Questions Answered Incorrectly

Benchmark	Item Dif.	
<b>Geometry and Measurement</b>		
3G-4.1	+ - x ÷ sums of dollars and cents	508
3G-4.6	Convert units of measure in the same system	486
2G-4.8	Find perimeter of rectangles	426
3G-4.11	ID perimeter as linear & area as sq. units	372
2G-4.6	Compare positive Fahrenheit temperatures	369
2G-4.5	Know common unit relationships	275

4. **Tip:** The Student Report's Quick Guide will be in your packet but it is always available at the top of each report you generate.

**Adult & Community Learning Services**  
**MAPT: Student Score Report By Content Strand**

[Quick Guide](#)

Fiscal Year: 2010  
 Site: QCC/College at CitySquare  
 Class: 202  
 Student: 5WJG31RL65KK-AHFD2U15UB6S4  
 Test Number: First Test

Sort By: Difficulty Level

**MAPT for Math Student Score Reports by Content and Cognitive Strand**

Fiscal Year:	2010	Test Date:	9/23/09
Site:	QCC/College at CitySquare	Test No:	First Test
Student:	5WJG31RL65KK-AHFD2U15UB6S4	Student Score ( Score Range ):	410 ( 385 - 435 )
Class ( Class Level ):	202 ( 200 - Level )	Starting Level :	03

<b>MAPT Scale</b>	200 <-----> 700
<b>Your Score Range</b>	385 - 435

All the tips above apply to the Math MAPT Score Reports for class too.



**Adult & Community Learning Services**  
**MAPT: Class Topic Report By Topic And Content Strand**

[Quick Guide](#)

Fiscal Year:   
 Site:   
 Class:

Fiscal Year: 2010  
 Site: QCC/College at CitySquare  
 Class: 202  
 Number of Students: 29  
 Number of Tests: 44  
 Report Date: Apr 12, 2010

**MAPT for Math Class  
 Score Reports by  
Content and  
Cognitive Strand**

Percentage of Items Answered Correctly

		200 - 299		300 - 399		400 - 499		500 - 599		600 - 700	
		# Student Responses	% Correct	# Student Responses	% Correct	# Student Responses	% Correct	# Student Responses	% Correct	# Student Responses	% Correct
Geometry	Shapes	2	50%	11	82%	49	65%	43	53%	52	48%
	Things to measure	22	86%	42	86%	98	54%	82	56%	16	50%
Number Sense	Decimal/Percentage/Fraction	2	100%	84	70%	54	69%	22	50%	12	25%
	Operations	19	79%	129	84%	59	69%	9	78%	4	0%
	Place value	4	100%	51	75%	23	57%	5	60%		
Patterns, Functions, Algebra	Algebra	10	80%	53	68%	108	60%	58	71%	39	46%
	Patterns	8	88%	38	79%	56	57%	40	65%	14	50%
Statistics & Probability	Data Usage	15	100%	108	76%	153	72%	84	61%	13	62%
	Probability			16	75%	37	46%	11	64%	5	20%
<b>Total</b>		<b>82</b>	<b>87%</b>	<b>532</b>	<b>77%</b>	<b>637</b>	<b>63%</b>	<b>354</b>	<b>61%</b>	<b>155</b>	<b>45%</b>

Note: Total Sums the number of student responses based on the total number of student-item combinations

Number of Items per Difficulty Level Seen by Students

200 - 299	300 - 399	400 - 499	500 - 599	600 - 700
-----------	-----------	-----------	-----------	-----------